

Intuit QuickBooks Desktop Pro Plus 2021 Lifetime For windows

Step 1: Download

Download Link:

<https://dlm2.download.intuit.com/akdlm/SBD/QuickBooks/2021/Latest/QuickBooksPro2021.exe>

Step 2: Install

Enter License Number and Product Number the one you received after purchase.

Intuit QuickBooks Desktop Installer



License and Product Numbers


You'll find these numbers on your original retail package or download notification email.

License Number: - - -

Product Number: -

 Locate your license/product number

Intuit QuickBooks Desktop Installer



Installation Complete

QuickBooks has successfully installed.

[Open QuickBooks](#)

Intuit QuickBooks

Download notification

Great news! The software download is ready for: **Maxima Getmann** Getmann Inc.

License number:
XXXXXXXXXXXXXXXX
Product number: XXXXXX
Customer account ending:
XXXX

Downloaded information
To download and install, click **Download now**. When you click to download, you'll be taken to the download page of the software.



Intuit QuickBooks Plus Annual Subscription Pro Desktop 1
License number: 0000000000000000
Product number: 000000

Sample download notification email

[Next >](#) [Cancel](#)

After that click next. Then follow further instruction.....

Intuit QuickBooks Desktop Installer



Installation Complete

QuickBooks has successfully installed.

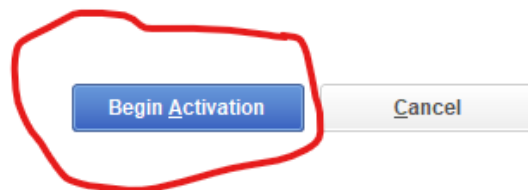
[Open QuickBooks](#)

Next step is to click on Open QuickBooks.



Activate QuickBooks Desktop Now

Activate QuickBooks Desktop now to continue using QuickBooks Desktop without disruption and receive product updates as they become available. [Learn more](#)



Then click on "Begin Activation".



Activate QuickBooks Desktop Now

Your product information

License number: [REDACTED]
Product number: [REDACTED]

Contact support to complete activation.



[Issues with activation?](#)



Next step is to click on "issue with activation".

Contact support to complete activation.

[Message now](#)

[Issues with activation?](#)

Call Intuit to finish your product activation

1-800-4INTUIT (toll free) within the U.S.
1-520-901-3220 outside the U.S.

Enter validation code here.

[Submit](#)

[Cancel](#)

Next step is to enter the **“Validation Code”** which you received after purchase. After Entering the Validation code click on Next. That's it.